



1 146 100	DATA SHEET	
valid from: 2024-11-15	ÖLFLEX® 195 CY	

Application



ÖLFLEX® 195 CY cables are screened oil resistant control cables for the European, Northern American and Canadian market for occasional flexible use and fixed installation subject to normal mechanical load conditions. They are also suitable for use in dry, damp or wet areas. If using outdoors, observe the indicated temperature range and use with UV protection. These cables are increased resistant to oils and at room temperature largely resistant to acids and alkalis. They are suitable for occasional, non-automated movements. The maximum tensile load is 15 N/mm² of conductor cross-section during installation and operation. Compulsory guidance is not permitted. The screen is a protection against electrical interference.

Application range: Plant engineering, industrial machinery, heating and air-conditioning systems

USE acc. to : External interconnection or internal wiring of electronic equipment. Appliances where exposed to oil at a temperature not exceeding 80 °C.

USE acc. to : Cables for internal wiring or external interconnection with or without mechanical abuse.

Design

Design	acc. to UL AWM Style 21098, UL 758, CSA AWM C22.2 No. 210 based on EN 50525-2-51
Certification	 AWM Style 21098 (E-File No. E63634), UL 758  AWM I/II A/B
Conductor	fine wire strands of bare copper, acc. to IEC 60228 resp. EN IEC 60228, Class 5
Insulation	PVC compound (UL/CSA 90 °C rating)
Core identification code	acc. to VDE 0293-1, with or without GN/YE ground conductor black cores with white numbers acc. to EN 50334
Screen	Braid of tinned copper wires, coverage = 70 % (nominal value)
Outer sheath	PVC compound (UL/CSA 90 °C Rating) colour: silver grey, similar RAL 7001

Electrical properties at 20 °C

Specific volume resistivity	> 20 G Ω x cm
Nominal voltage	EN U ₀ /U: 300/500 V
Rated voltage	UL/CSA: 600 V
Test voltage	Core/core: ≥ 4000 V AC Core/screen: ≥ 2500 V AC

Mechanical and thermal properties

Minimum bending radius	occasional flexing: 20 x outer diameter fixed installation: 6 x outer diameter
Temperature range	occasional flexing acc. to EN: -5 °C up to +70 °C max. conductor temp. occasional flexing acc. to UL/CSA: -5 °C up to +90 °C max. conductor temp. Fixed installation acc. to EN: -40 °C up to +70 °C max. conductor temp. Fixed installation acc. to UL/CSA: up to +90 °C max. conductor temp.
Flammability	acc. to IEC 60332-1-2 resp. EN 60332-1-2 UL: Cable flame test, VW-1 acc. to UL 1581 CSA: FT1 acc. to CSA C22.2 No. 2256
Oil resistance	EN: EN 50363-4-1 UL: 80 °C rating acc. to UL 758 CSA: acc. to CSA C22.2 No. 210

Tests

acc. to IEC 60811 resp. EN 60811, EN 50395, EN 50396

General requirements

This cable is conform to the EU-Directive 2014/35/EU (Low Voltage Directive).

Environmental information

These cables meet the substance-specific requirements of the EU Directive 2011/65/EU (RoHS).

Creator: PESA / PDC	Document: DB1146100EN	Page 1 of 1
Released: ALTE / PDC	Version: 02	