


| | | |
|---------------------------|-----------------------------------|---|
| 22260501 | DATA SHEET |  |
| Valid from: 21.12.2023 | AB-C3-M12Y-(L*)PUR-M12FS-B | |

Product description

- Sensor/actuator cable, 3-pol, PUR halogen-free, black
- Straight Y-plug M12 on 2x straight M12-jack



General characteristics

| | |
|----------------------|---|
| Number of pins | 3 |
| Ambient temperature | -25 °C to +90 °C (-13°F to 194°F) (plug / jack) -40 °C to +80 °C (-40°F to 176°F) (cable, fixed installation) -25 °C to +80 °C (-13°F to 176°F) (cable, movable installation) |
| Degree of protection | IP65 / IP67 / IP68 |
| Coding | A-standard, PIN 2+4 bridged |
| Tightening torque | 0,4 Nm (M12-connector) |

Variation

| Article number | Description | Length [m] | Configuration |
|----------------|---------------------------|------------|-------------------------------|
| 22260501 | AB-C3-M12Y-0,3PUR-M12FS-B | 0,3 | straight – straight, straight |
| 22260502 | AB-C3-M12Y-0,6PUR-M12FS-B | 0,6 | straight – straight, straight |
| 22260503 | AB-C3-M12Y-1,0PUR-M12FS-B | 1,0 | straight – straight, straight |
| 22260504 | AB-C3-M12Y-2,0PUR-M12FS-B | 2,0 | straight – straight, straight |

Additional note

Data sheet also valid for variant lengths. Other lengths on request.

Electrical properties


| | |
|----------------------|-------|
| Rated voltage | 250 V |
| Rated current | 4 A |
| Overvoltage category | II |
| Pollution degree | 3 |

Mechanical properties

Plug, jack

| | |
|---|--|
| Inflammability class in accordance with UL 94 | HB |
| Contact, material | CuSn |
| Contact carrier, material | TPU GF |
| Contact surface, material | Ni/Au |
| Knurl, material | Zinc diecasting, nickel-plated |
| Handle, material | TPU, flame retardant, self-extinguishing |
| Seal, material | NBR |

| | | |
|---|---------------------------------------|-------------|
| Creator: THLE3/PDP Released: IVSE1/PDP | Document: DB22260501EN Version: 07 | Page 1 of 3 |
|---|---------------------------------------|-------------|

| | | |
|---------------------------|-----------------------------------|---|
| 22260501 | DATA SHEET |  |
| Valid from: 21.12.2023 | AB-C3-M12Y-(L*)PUR-M12FS-B | |


Line

| | |
|--|---|
| Cable construction | 3 x AWG22/42 |
| Signal line, construction | 42 x 0,1 mm |
| Conductor cross-section | 0,34 mm ² |
| Conductor diameter including isolation | 1,27 mm ± 0,02 mm |
| Cable outer diameter | 4,4 mm ± 0,15mm |
| Insulation color | brown, blue, black |
| Sheath color | grey-black, RAL 7021 |
| Number of bending cycles | 10.000.000 |
| Bending radius | 44 mm |
| Traveling distance | 10 m |
| Traveling speed | 3 m/s |
| Acceleration | 10 m/s ² |
| Cable weight | 23 kg/km |
| Outer coating, material | PUR |
| Wire insulation, material | PP |
| Insulation resistance | ≥ 100 GΩ*km (at 20 °C) |
| Conductor resistance | ≤ 58 Ω/km (at 20 °C) |
| Flame resistance | acc. to UL 758 / 1581 FT2 DIN EN 60332-2-2 (20 s) |
| Halogen-free | acc. to DIN VDE 0472 Part 815 |
| Oil resistance | acc. to DIN EN 60811-2-1 |
| Other resistances | resistant to hydrolysis and microbes good resistant to acids, lyes and solvents limited UV resistance acc. to DIN EN ISO 4892-2-A |

Standards

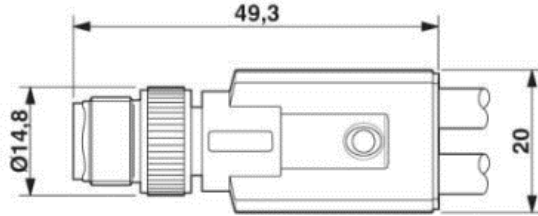
| | |
|---------------------------------|-----------------|
| Product standard, M12 connector | IEC 61076-2-101 |
| UL-Listed, E-File | E249137 |

| | | |
|---|---------------------------------------|-------------|
| Creator: THLE3/PDP Released: IVSE1/PDP | Document: DB22260501EN Version: 07 | Page 2 of 3 |
|---|---------------------------------------|-------------|

| | | |
|---------------------------|-----------------------------------|---|
| 22260501 | DATA SHEET |  |
| Valid from: 21.12.2023 | AB-C3-M12Y-(L*)PUR-M12FS-B | |

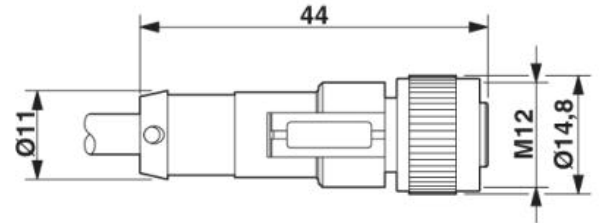
Technical drawing

Dimensional drawing



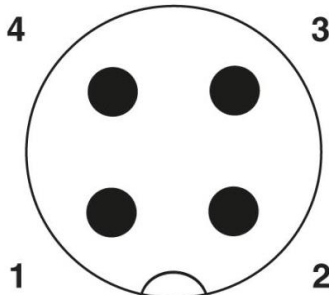
Plug Y, M12 x 1, straight

Dimensional drawing



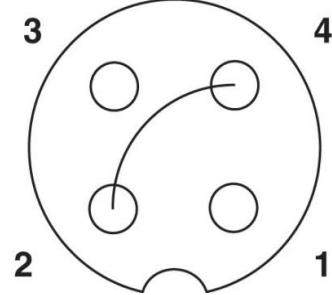
Jack M12 x 1, straight

Drawing



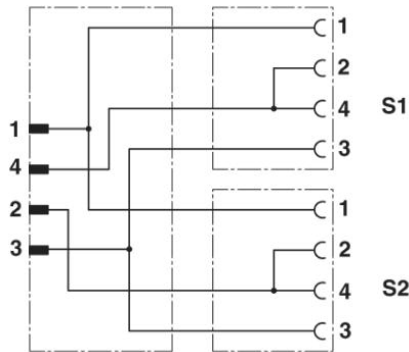
Pin assignment M12-plug Y, 4-pol, A-coding

Drawing



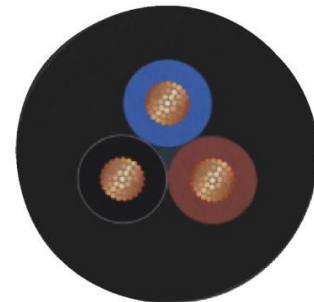
Pin assignment M12-jack, 4-pol, PIN 2+4 bridged, A-coding

Circuit diagram



Pin assignment between M12-plug Y and M12-jack

Wire cross section



Application range

For increased mechanical load and rough operating conditions

Note

Photographs are not true to scale and do not represent detailed images of the respective products.

| | | |
|---|---------------------------------------|-------------|
| Creator: THLE3/PDP Released: IVSE1/PDP | Document: DB22260501EN Version: 07 | Page 3 of 3 |
|---|---------------------------------------|-------------|