


Part number

CDYF 07



Female insert, CDY series, AXYR® spring push-in terminal connection without tools, 7 poles + PE, 10 A 250 V 4 kV 3, size "21.21"

Product description

Product type	Insert
Series	CDY
Connection type	AXYR® high density spring terminal connection without tools
Gender	Female
N. of poles	7 poles + 
Size	Size "21.21"

Technical data

Current	10 A
Voltage	250 V
Rated impulse withstand voltage	4 kV
Rated voltage according to UL/CSA	600 V
IP degree of protection	IP20 without enclosure, IP44/IP66/IP67/IP68/IP69 with enclosure

Further technical details

Characteristics according to EN 61984	10A 250V 4kV 3; 10A 230/400V 4kV 2
Mating cycles	≥ 500
Insulation resistance	≥ 10 GΩ
Contact resistance	≤ 3 mΩ
Weight	18,00 g
Operating temperature range (min, max)	-40 °C ... +125 °C
Conductors stripping length	9...11 mm
UL 94 flammability rating	V-0

Material properties

Main material	Polycarbonate (PC)
Other materials	Contacts: copper alloy
Colour	RAL 7032 grey
RoHs conformity	Compliant with exemption 6(c); copper alloy containing up to 4% lead by weight
China RoHs - EFUP	50
REACH SVHC substances	Yes Lead

General ordering information

EAN13 code	8015747292832
eCl@ss 8.1	27440205
ETIM 7.0	EC000438

Packaging Information

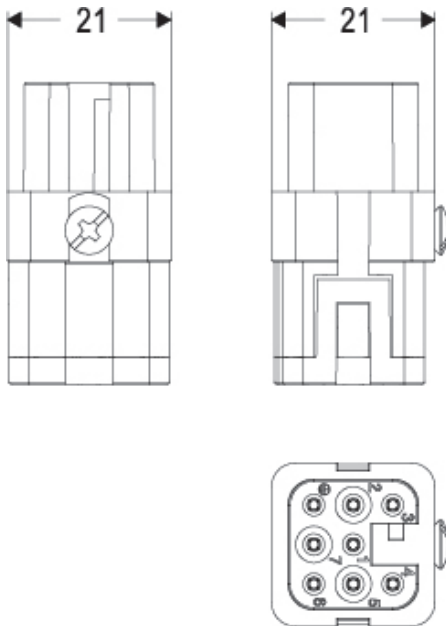
Packaging length	280,00 mm
Packaging height	170,00 mm
Packaging width	185,00 mm
Packaging weight	2,16 kg
Packaging volume	8,81 dm ³
Packaging description	Carton box
Packaging quantity	100 Pcs
Packaging EAN code	8015747292849
Sub-packaging weight	0,02 kg
Sub-packaging description	Plastic bag
Sub-packaging quantity	1 Pcs
Sub-packaging EAN barcode	8015747292856

Part number

CDYF 07

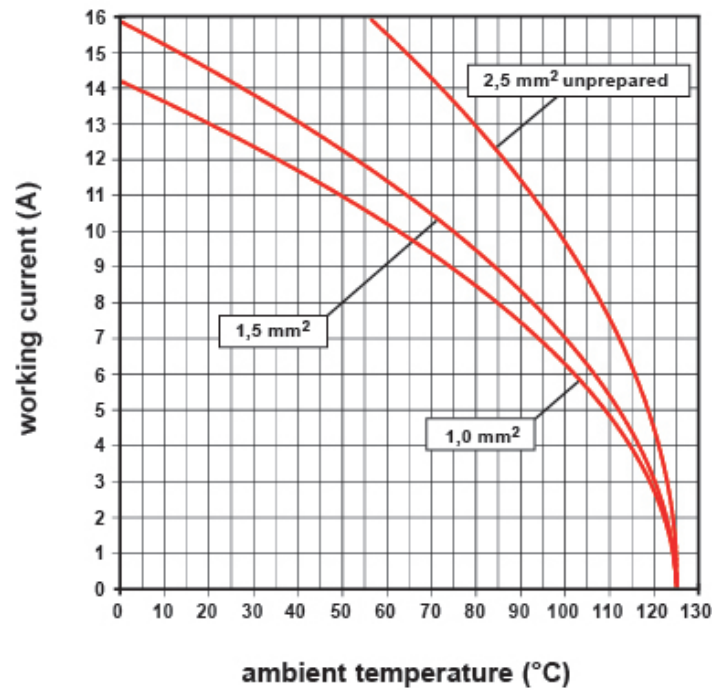


Catalogue drawings



Derating curves

CDY 07 poles connector inserts
Maximum current load derating diagram



Notes

Dimensions shown in mm are not binding and may be changed without notice.

inserts for wires with the following cross-sectional areas:

0,14 - 2,5 mm² (26 - 14 AWG)

for prepared wires useable section:

0,14 - 1,5 mm² (26 - 16 AWG)